



DRIVEN BY POSSIBILITY™

# CLEAN MASTER™ PRESSURE WASHER HOSE FAMILY

## PERFORM BETTER UNDER PRESSURE

Ever-changing industry demands lead us to seek new solutions for the toughest jobs, and our industrial hoses are no exception. The many applications for a pressure wash hose require state-of-the-art features that will match all your commercial needs.

Clean Master can enhance your operations in numerous applications and types of equipment:



CAR WASH



FOOD PROCESING PLANTS



SURFACE CLEANING



SANITATION



COMMERCIAL AND INDUSTRIAL CLEANING

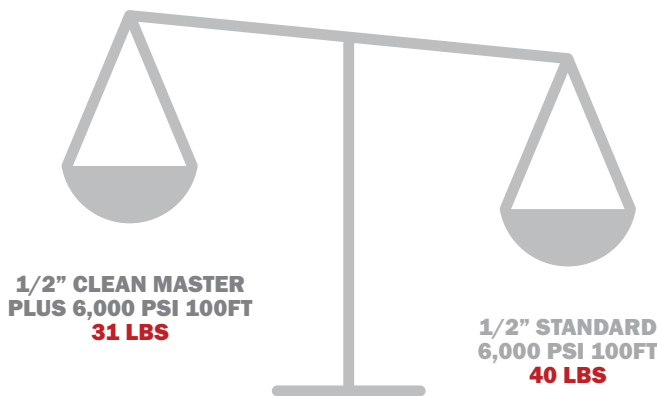
## FEATURES AND BENEFITS

- Smooth cover for exceptional maneuverability on rough surfaces
- Compact design reduces space requirements for storage
- MegaCrimp™ and SS couplings in all sizes
- Wide temperature ranges
- Black cover meets MSHA flame-resistance
- REACH compliant

# CLEAN MASTER PLUS 6000: LIGHTER WEIGHT, MORE COMPACT, **EXTREME POWER**

## THE NEXT GENERATION OF PERFORMANCE

Clean Master Plus is 22% lighter\* on average than the traditional 6,000 psi hose, making it easier to handle, especially when dragging long lengths of hose on rough surfaces. This means less worker fatigue and more productivity.



**9 LBS LIGHTER\* PER 100FT REEL**

CLEAN MASTER PLUS 6000*			
COLOR	HOSE I.D.	MAX. W.P.	WT. PER FT.
	in (mm)	psi (bar)	lbs (kg)
BLACK	1/4 (6.4)	6,000 (413)	0.17 (0.07)
BLACK, BLUE, GRAY, YELLOW*	3/8 (9.5)	6,000 (413)	0.26 (0.11)
BLACK, BLUE, GRAY, YELLOW*	1/2 (12.7)	6,000 (413)	0.31 (0.14)

\*Exceeds EN1829-2 for burst pressure. Various packaging options and cut lengths available. See website for details.

CLEAN MASTER PLUS ASSEMBLIES			
COLOR	HOSE I.D.	LENGTH	MAX. W.P.
	in (mm)	ft (m)	psi (bar)
BLACK, BLUE, GRAY, YELLOW*	3/8 (9.5)	50 (15.2)	4,000 (280)
BLACK, BLUE, GRAY, YELLOW*	3/8 (9.5)	100 (30.5)	4,000 (280)
BLACK, BLUE, GRAY, YELLOW*	3/8 (9.5)	50 (15.2)	6,000 (413)
BLACK, BLUE, GRAY, YELLOW*	3/8 (9.5)	100 (30.5)	6,000 (413)

**CLEAN MASTER PLUS 6000 PSI PRESSURE WASH HOSE**

<b>50%</b> MORE FLEXIBLE*	<b>22%</b> LIGHTER WEIGHT*	<b>9%</b> MORE COMPACT*	<b>EXCELLENT ABRASION AND OZONE RESISTANCE</b>
------------------------------	-------------------------------	----------------------------	--

\*On average, when compared to traditional 6,000 psi pressure wash hose. Figures vary based on size.


## FEATURES AND BENEFITS

- Superior ozone and abrasion-resistant cover for long-lasting performance
- Flexible, lighter-weight design improves ergonomics when handling
- Compatible with Megacrimp™ couplings and Gates Crimpers



# CLEAN MASTER PRESSURE WASH HOSE

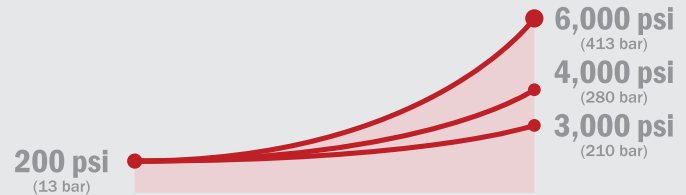
## MEET THE REST OF THE LINEUP



CLEAN MASTER PRESSURE WASH HOSES ARE AVAILABLE IN DIFFERENT COLORS TO FIT A WIDE RANGE OF APPLICATIONS AND PROVIDE YOU WITH AN EFFECTIVE SOLUTION FOR YOUR SPECIFIC REQUIREMENTS

\*Yellow available in select regions

WHETHER YOU ARE DEALING WITH LIGHT-DUTY CLEANING OR HEAVY-DUTY INDUSTRIAL TASKS, THE CLEAN MASTER FAMILY HAS THE PERFECT HOSE TO OVERCOME ANY CHALLENGE.



### CLEAN MASTER 3000

- Exceeds EN 1829-2
- Offered in:\*

  - 50ft
  - 100ft
  - Reels
  - Large Reels
  - Bales



CLEAN MASTER 3000**			
COLOR	HOSE I.D.	MAX. W.P.	WT. PER FT.
	in (mm)	psi (bar)	lbs (kg)
BLACK, BLUE, GRAY, YELLOW*	3/8 (9.5)	3,000 (210)	0.18 (0.08)
BLACK, BLUE, GRAY, YELLOW*	1/2 (12.7)	3,000 (210)	0.28 (0.12)

\*Cut lengths availability varies by region. See website for details.

\*\*Exceeds EN1829-2 for burst pressure.

### CLEAN MASTER 4000

- Exceeds EN 1829-2
- Offered in:\*

  - 50ft
  - 100ft
  - Reels
  - Large Reels
  - Bales




CLEAN MASTER 4000**			
COLOR	HOSE I.D.	MAX. W.P.	WT. PER FT.
	in (mm)	psi (bar)	lbs (kg)
BLACK, BLUE, GRAY, YELLOW*	1/4 (6.4)	4,000 (280)	0.15 (0.06)
BLACK, BLUE*	5/16 (7.9)	4,000 (280)	0.19 (0.09)
BLACK, BLUE, GRAY, YELLOW*	3/8 (9.5)	4,000 (280)	0.18 (0.08)
BLACK, BLUE, GRAY, YELLOW*	1/2 (12.7)	4,000 (280)	0.28 (0.12)

\*Cut lengths availability varies by region. See website for details.


\*\*Exceeds EN1829-2 for burst pressure.

# ACCESSORIES & ASSEMBLIES

ASSEMBLIES ARE CRIMPED WITH 3/8" MALE NPT X 3/8" MALE NPT SWIVEL COUPLINGS WITH BEND RESTRICTORS INSTALLED. BEND RESTRICTORS ARE RECOMMENDED FOR ALL PRESSURE WASHER HOSE ASSEMBLIES.



CLEAN MASTER ASSEMBLIES ARE CRIMPED WITH MEGACRIMP™ COUPLINGS WITH C-INSERT AND TUFFCOAT™ PLATING



ASSEMBLIES*			
COLOR	HOSE I.D.	LENGTH	MAX. W.P.
	in (mm)	ft (m)	psi (bar)
BLACK, BLUE, GRAY, YELLOW*	3/8 (9.5)	50 (15.2)	4,000 (280)
BLACK, BLUE, GRAY, YELLOW*	3/8 (9.5)	100 (30.5)	4,000 (280)
BLACK, BLUE, GRAY, YELLOW*	3/8 (9.5)	50 (15.2)	6,000 (413)
BLACK, BLUE, GRAY, YELLOW*	3/8 (9.5)	100 (30.5)	6,000 (413)

ACCESSORIES*						
BEND RESTRICTORS				QUICK DISCONNECT ATTACHMENT		
REFERENCE	PACK QTY	SIZE	DESCRIPTION	REFERENCE	SIZE	DESCRIPTION
		in (mm)			in (mm)	
727710505		1/4 (6.35)	5.5" BLACK BEND RESTRICTOR	72530012	3/8 (9.5)	FEMALE QUICK DISCONNECT PLUG STEEL
72771050		1/4 (6.35)	5.5" BLACK BEND RESTRICTOR	72530013	3/8 (9.5)	FEMALE QUICK DISCONNECT COUPLER BRASS
727710515		3/8 (9.5)	6" BLACK BEND RESTRICTOR			
72771051		3/8 (9.5)	6" BLACK BEND RESTRICTOR			
727710525	BULK - 8	1/2 (12.7)	7" BLACK BEND RESTRICTOR			
72771052	SINGLE - 9	1/2 (12.7)	7" BLACK BEND RESTRICTOR			

\*Accessories and assemblies availability varies by region.



**CLICK OR SCAN TO  
EXPLORE MORE  
INDUSTRIAL  
CLEANING PRODUCTS**